



SCUDO

HEATING








HARRISON
BATHROOMS

Scudo is a brand and trading name - owned by
Harrison Bathrooms Ltd.

For over 100 years, Harrison Bathrooms has hand-picked
quality bathrooms, creating stunning collections and been
building a reputation for delivering the finest suites.

Today, this family-run business continues to only offer the
best. We specialise in creating bespoke products, designed
exclusively for use in the UK market.





WHY SCUDO

We prioritise quality above everything else, delivering precision-made products across every collection. From full bathroom suites to the finer details, each piece is created to the highest standards. Plus, with Scudo, every corner of your bathroom is catered for, so you can buy everything you need right here.

We pride ourselves on having an in-depth knowledge of every item we offer, so you're certain to receive excellent service from the start of your bathroom or radiator journey to the moment it's completed.

INNOVATIVE DESIGN

Boasting the ultimate collection for any bathroom or radiator, our product ranges are made to last. We use robust materials throughout, meaning that many of our products are designed and manufactured to surpass most of the world's quality standards.

As well as using durable, dependable materials, we also provide a range of styles and designs. Whether you want traditional handmade furniture, sleek brassware, or a modern, glistening stainless steel finish, there is something to suit a variety of tastes. Whichever design you choose, you'll find that every fitting is made with passion and built to bring instant style to any 21st century home.

A NAME YOU CAN TRUST

We know that our customers expect different things of their bathrooms. Some require space saving fittings while others want to update the space to fit with the rest of their home. Our product ranges meet a range of needs and are covered by a lifetime guarantee, so you can enjoy added peace of mind when you choose us.

Whatever you're looking for, you'll find it here. This eclectic selection of beautiful bathrooms is guaranteed to make your next bathing experience one to remember.

TOWEL RADIATORS

A Scudo bathroom radiator is a great way to complete the look of any bathroom but also has the practical use of warming your towels. From heated towel rails to stylish new bathroom radiators, you'll find everything you need to keep your bathroom comfortably warm in our extensive Scudo Heating range

LIFE	6-7
STRIVE	8-10
VIBE	11



DESIGNER RADIATORS

Our extensive range of designer radiators can blend in seamlessly with your home decor whereas a well-placed designer radiator can become a statement feature for any room! Our high quality contemporary designer radiators have proved to be a popular alternative in luxury heating and will still make the most of your space - without breaking the bank.

IZEM	12-13
CARLO	14-16
ELIZABETH	17-18
INSTYLE	19-21
IRANI	22-24
SIMONA	25
APEX	26-33
BRAVO	34-41
2 & 3 COLUMN	42-53

ALUMINIUM RADIATORS

When you are looking to invest in a Scudo aluminium radiator, it's easy to see why they are becoming more and more popular. Here's the reasons why you should choose a Scudo Aluminium radiator!

Aluminium is a superb conductor of heat – having an emissivity level that is virtually five times that of a steel alternative.

Aluminium radiators are very light in weight, only 1/3 of the weight of same sized double panel radiators, which gives it great advantage in transportation & installation.

Aluminium gives a very high heat output which is 20-30% more than that of the same sized double panel radiators.

Aluminium material is recyclable, making them friendly on the environment!

ARTON 54-56

KORALI 57-60



TRADITIONAL TOWEL RAILS

An elegant and well-built traditional towel rail forms an integral part of any luxury bathroom. Our collection offers timeless design pieces carefully constructed from heavy brass and featuring the highest chrome plating. Our radiators also produce a high output of heat to ensure that your towels dry as quickly as possible.

HARROGATE 61-62

HUBY 63

ILKLEY 64

UNDERFLOOR HEATING 65

RADIATOR VALVES 66-67

HEATING ELEMENTS 66

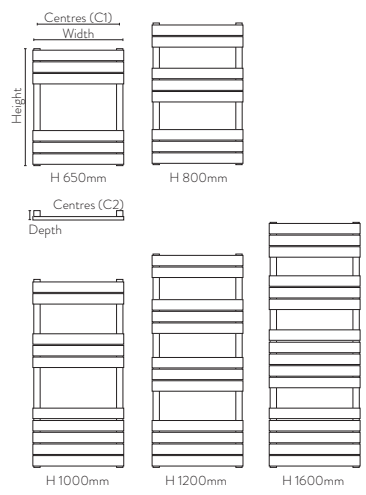
BTU QUICK GUIDE 68-69



LIFE ANTHRACITE

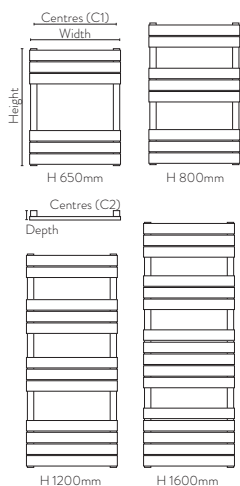


CODE	Height (mm)	Width (mm)	Depth (mm)	Tapping Centres (mm)		T60 (Watts)	T60 (BTU)	Duel Fuel Compatible	RRP Inc
				C1	C2				
LI-65-40-A	650	400	58	350	85	365	1243	YES	£145.00
LI-80-45-A	800	450	58	400	85	416	1413	YES	£185.00
LI-100-45-A	1000	450	58	400	85	604	2017	YES	£215.00
LI-120-45-A	1200	450	58	400	85	664	2294	YES	£245.00
LI-120-60-A	1200	600	58	550	85	764	2606	YES	£285.00
LI-160-45-A	1600	450	58	400	85	910	3129	YES	£315.00
LI-160-60-A	1600	600	58	550	85	1057	3609	YES	£355.00



FEATURES 5 Year Guarantee Matt Finish

LIFE
BLACK



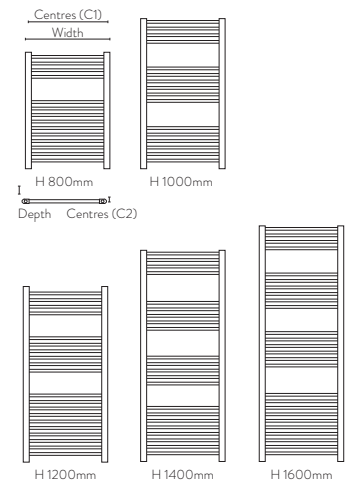
CODE	Height (mm)	Width (mm)	Depth (mm)	Tapping Centres (mm)		T60 (Watts)	T60 (BTU)	Duel Fuel Compatible	RRP Inc
				C1	C2				
LI-65-40-B	650	400	58	350	85	365	1243	YES	£145.00
LI-80-45-B	800	450	58	400	85	416	1413	YES	£185.00
LI-120-45-B	1200	450	58	400	85	664	2294	YES	£245.00
LI-160-60-B	1600	600	58	550	85	1057	3609	YES	£355.00

FEATURES 5 Year Guarantee Matt Finish

STRIVE
CARBON
ANTHRACITE



CODE	Height (mm)	Width (mm)	Depth (mm)	Tapping Centres (mm)		T60 (Watts)	T60 (BTU)	Duel Fuel Compatible	RRP Inc
				C1	C2				
ST-4080-A	800	400	30	355	70	446	1520	YES	£130.00
ST-40100-A	1000	400	30	355	70	531	1812	YES	£152.00
ST-40120-A	1200	400	30	355	70	647	2206	YES	£165.00
ST-40160-A	1600	400	30	355	70	855	2916	YES	£205.00
ST-5080-A	800	500	30	455	70	528	1800	YES	£135.00
ST-50100-A	1000	500	30	455	70	624	2128	YES	£161.00
ST-50120-A	1200	500	30	455	70	762	2600	YES	£190.00
ST-50160-A	1600	500	30	455	70	1007	3434	YES	£225.00
ST-6080-A	800	600	30	555	70	612	2086	YES	£145.00
ST-60100-A	1000	600	30	555	70	722	2462	YES	£170.00
ST-60120-A	1200	600	30	555	70	884	3016	YES	£200.00
ST-60160-A	1600	600	30	555	70	1168	3982	YES	£245.00

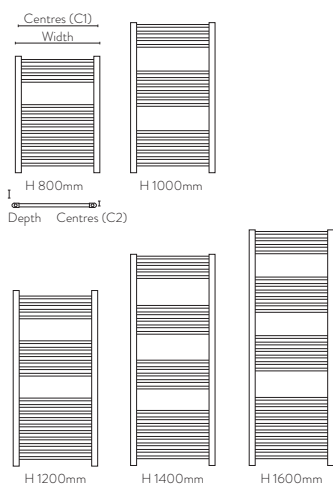


FEATURES 5 Year Guarantee Matt Finish

STRIVE
BLACK



CODE	Height (mm)	Width (mm)	Depth (mm)	Tapping Centres (mm)		T60 (Watts)	T60 (BTU)	Duel Fuel Compatible	RRP Inc
				C1	C2				
ST-4080-B	800	400	30	355	70	446	1520	YES	£130.00
ST-40100-B	1000	400	30	355	70	531	1812	YES	£152.00
ST-40120-B	1200	400	30	355	70	647	2206	YES	£165.00
ST-40160-B	1600	400	30	355	70	855	2916	YES	£205.00
ST-5080-B	800	500	30	455	70	528	1800	YES	£135.00
ST-50100-B	1000	500	30	455	70	624	2128	YES	£161.00
ST-50120-B	1200	500	30	455	70	762	2600	YES	£190.00
ST-50160-B	1600	500	30	455	70	1007	3434	YES	£225.00
ST-6080-B	800	600	30	555	70	612	2086	YES	£145.00
ST-60100-B	1000	600	30	555	70	722	2462	YES	£170.00
ST-60120-B	1200	600	30	555	70	884	3016	YES	£200.00
ST-60160-B	1600	600	30	555	70	1168	3982	YES	£245.00

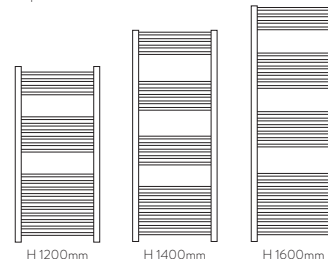
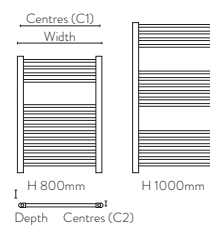


FEATURES  5 Year Guarantee  Matt Finish

STRIVE CHROME

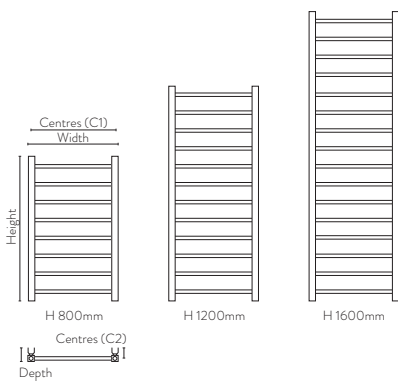


CODE	Height (mm)	Width (mm)	Depth (mm)	Tapping Centres (mm)		T60 (Watts)	T60 (BTU)	Duel Fuel Compatible	RRP Inc
				C1	C2				
ST-4080-C	800	400	30	355	70	362	1234	YES	£89.00
ST-40100-C	1000	400	30	355	70	431	1471	YES	£105.00
ST-40120-C	1200	400	30	355	70	525	1790	YES	£115.00
ST-40160-C	1600	400	30	355	70	694	2366	YES	£151.00
ST-5080-C	800	500	30	455	70	428	1461	YES	£92.00
ST-50100-C	1000	500	30	455	70	507	1728	YES	£112.00
ST-50120-C	1200	500	30	455	70	619	2110	YES	£130.00
ST-50160-C	1600	500	30	455	70	817	2787	YES	£165.00
ST-6080-C	800	600	30	555	70	497	1694	YES	£105.00
ST-60100-C	1000	600	30	555	70	586	1998	YES	£120.00
ST-60120-C	1200	600	30	555	70	718	2448	YES	£142.00
ST-60160-C	1600	600	30	555	70	948	3232	YES	£176.00



FEATURES 5 Year Guarantee Polished Chrome Plated

VIBE
BRUSHED
BRASS



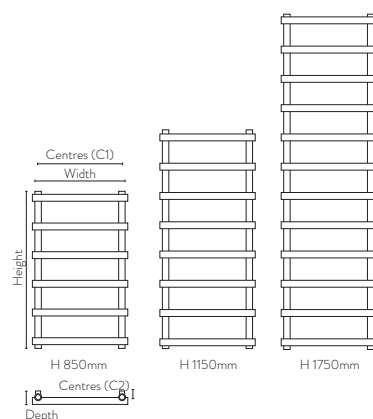
CODE	Height (mm)	Width (mm)	Depth (mm)	Tapping Centres (mm)		T60 (Watts)	T60 (BTU)	Duel Fuel Compatible	RRP Inc
				C1	C2				
VI-80-50-BB	800	500	35	465	51-69	217	741	YES	£500.00
VI-12-50-BB	1200	500	35	465	51-69	326	1111	YES	£600.00
VI-16-50-BB	1600	500	35	465	51-69	434	1482	YES	£620.00

FEATURES 5 Year Guarantee Brushed Brass Finish

IZEM
CARBON
ANTHRACITE

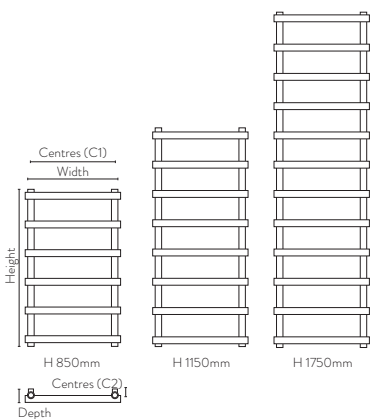


CODE	Height (mm)	Width (mm)	Depth (mm)	Tapping Centres (mm)		T60 (Watts)	T60 (BTU)	Duel Fuel Compatible	RRP Inc
				C1	C2				
IZEM850-500-A	850	500	63	418	85	390	1330	YES	£380.00
IZEM850-600-A	850	600	63	518	85	440	1501	YES	£400.00
IZEM1150-500-A	1150	500	63	418	85	523	1784	YES	£440.00
IZEM1150-600-A	1150	600	63	518	85	589	2009	YES	£480.00
IZEM1750-500-A	1750	500	63	418	85	788	2688	YES	£570.00
IZEM1750-600-A	1750	600	63	518	85	888	3029	YES	£600.00



FEATURES ★★ 5 Year Guarantee **M** Matt Finish



IZEM CHROME



CODE	Height (mm)	Width (mm)	Depth (mm)	Tapping Centres (mm)		T60 (Watts)	T60 (BTU)	Duel Fuel Compatible	RRP Inc
				C1	C2				
IZEM850-500-C	850	500	63	418	85	265	904	YES	£500.00
IZEM850-600-C	850	600	63	518	85	299	1020	YES	£550.00
IZEM1150-500-C	1150	500	63	418	85	355	1211	YES	£600.00
IZEM1150-600-C	1150	600	63	518	85	400	1364	YES	£650.00
IZEM1750-500-C	1750	500	63	418	85	536	1828	YES	£800.00
IZEM1750-600-C	1750	600	63	518	85	604	2060	YES	£850.00

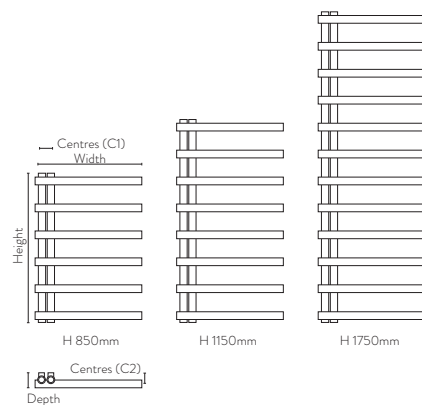
FEATURES 5 Year Guarantee Polished Chrome Plated

CARLO
CARBON
ANTHRACITE

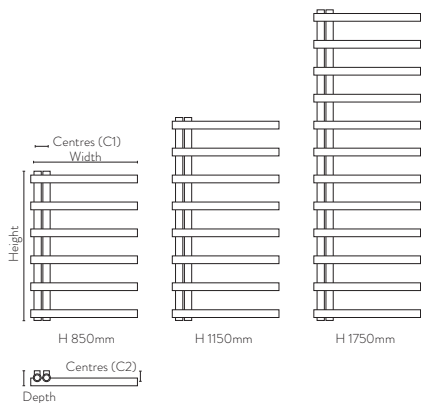


CODE	Height (mm)	Width (mm)	Depth (mm)	Tapping Centres (mm)		T60 (Watts)	T60 (BTU)	Duel Fuel Compatible	RRP Inc
				C1	C2				
CARL850-500-A	850	500	61	50	85	390	1330	YES	£350.00
CARL1150-500-A	1150	500	61	50	85	523	1784	YES	£450.00
CARL1750-500-A	1750	500	61	50	85	788	2688	YES	£600.00

FEATURES ★★ 5 Year Guarantee **M** Matt Finish



CARLO CHROME



CODE	Height (mm)	Width (mm)	Depth (mm)	Tapping Centres (mm)		T60 (Watts)	T60 (BTU)	Duel Fuel Compatible	RRP Inc
				C1	C2				
CARL850-500-C	850	500	61	50	85	265	904	YES	£450.00
CARL1150-500-C	1150	500	61	50	85	355	1211	YES	£600.00
CARL1750-500-C	1750	500	61	50	85	536	1828	YES	£800.00

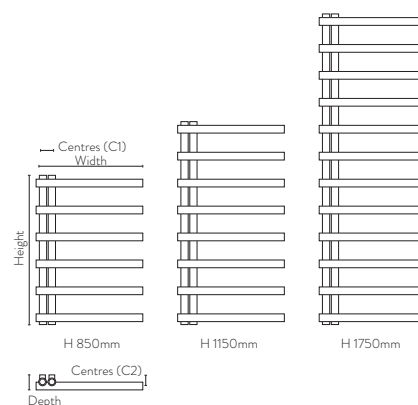
FEATURES  5 Year Guarantee  Polished Chrome Plated

CARLO
WHITE

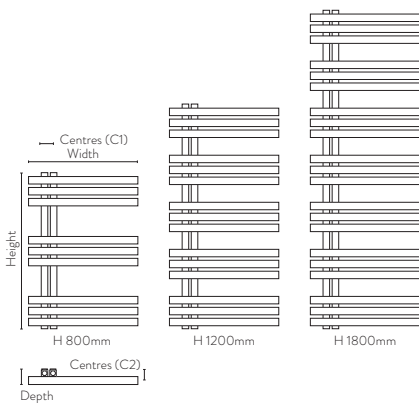



CODE	Height (mm)	Width (mm)	Depth (mm)	Tapping Centres (mm)		T60 (Watts)	T60 (BTU)	Duel Fuel Compatible	RRP Inc
				C1	C2				
CARL850-500-W	850	500	61	50	85	390	1330	YES	£350.00
CARL1150-500-W	1150	500	61	50	85	523	1784	YES	£450.00
CARL1750-500-W	1750	500	61	50	85	788	2688	YES	£600.00

FEATURES  5 Year Guarantee  Matt Finish




ELIZABETH
CARBON
ANTHRACITE



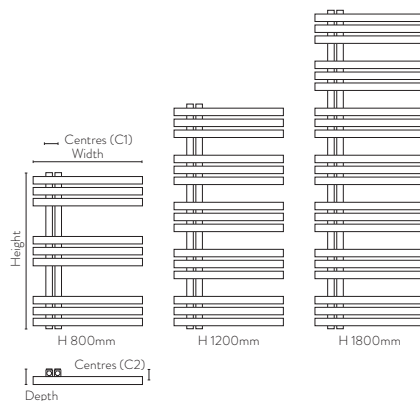
CODE	Height (mm)	Width (mm)	Depth (mm)	Tapping Centres (mm)		T60 (Watts)	T60 (BTU)	Duel Fuel Compatible	RRP Inc
				C1	C2				
ELIZ800-500-A	800	500	70	60	80	356	1214	YES	£340.00
ELIZ800-600-A	800	600	70	60	80	406	1385	YES	£390.00
ELIZ1200-500-A	1200	500	70	60	80	573	1955	YES	£440.00
ELIZ1200-600-A	1200	600	70	60	80	658	2245	YES	£520.00
ELIZ1800-500-A	1800	500	70	60	80	818	2791	YES	£640.00
ELIZ1800-600-A	1800	600	70	60	80	936	3193	YES	£690.00

FEATURES  5 Year Guarantee  Matt Finish

ELIZABETH CHROME

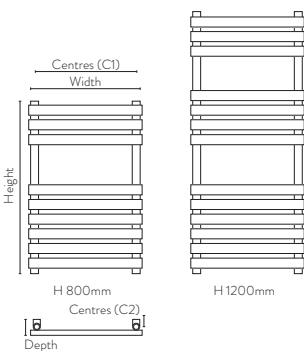



CODE	Height (mm)	Width (mm)	Depth (mm)	Tapping Centres (mm)		T60 (Watts)	T60 (BTU)	Duel Fuel Compatible	RRP Inc
				C1	C2				
ELIZ800-500-C	800	500	70	60	80	244	832	YES	£340.00
ELIZ800-600-C	800	600	70	60	80	279	951	YES	£390.00
ELIZ1200-500-C	1200	500	70	60	80	394	1344	YES	£440.00
ELIZ1200-600-C	1200	600	70	60	80	279	951	YES	£520.00
ELIZ1800-500-C	1800	500	70	60	80	562	1917	YES	£640.00
ELIZ1800-600-C	1800	600	70	60	80	644	2197	YES	£690.00



FEATURES 5 Year Guarantee Polished Chrome Plated

INSTYLE
CARBON
ANTHRACITE



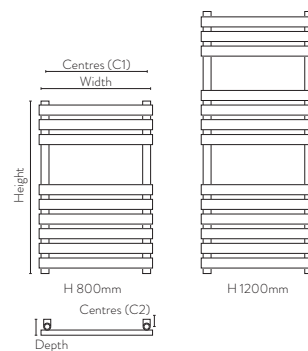
CODE	Height (mm)	Width (mm)	Depth (mm)	Tapping Centres (mm)		T60 (Watts)	T60 (BTU)	Duel Fuel Compatible	RRP Inc
				C1	C2				
INST800-500-A	800	500	72	454	83	461	1572	YES	£220.00
INST1200-500-A	1200	500	72	454	83	670	2286	YES	£330.00

FEATURES 5 Year Guarantee Matt Finish

INSTYLE CHROME

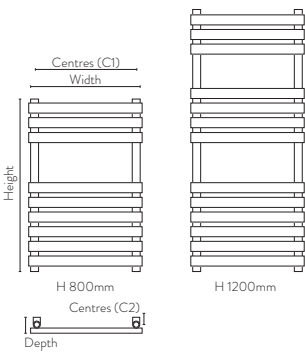


CODE	Height (mm)	Width (mm)	Depth (mm)	Tapping Centres (mm)		T60 (Watts)	T60 (BTU)	Duel Fuel Compatible	RRP Inc
				C1	C2				
INST800-500-C	800	500	72	454	83	313	1068	YES	£330.00
INST1200-500-C	1200	500	72	454	83	456	1555	YES	£390.00



FEATURES 5 Year Guarantee Polished Chrome Plated

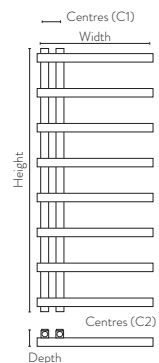
INSTYLE
WHITE



CODE	Height (mm)	Width (mm)	Depth (mm)	Tapping Centres (mm)		T60 (Watts)	T60 (BTU)	Duel Fuel Compatible	RRP Inc
				C1	C2				
INST800-500-W	800	500	72	454	83	461	1572	YES	£220.00
INST1200-500-W	1200	500	72	454	83	670	2286	YES	£330.00

FEATURES  5 Year Guarantee  GlossFinish

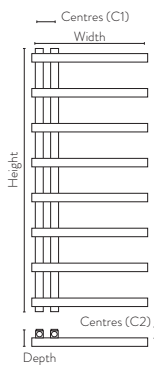

IRANI CARBON ANTHRACITE



CODE	Height (mm)	Width (mm)	Depth (mm)	Tapping Centres (mm)		T60 (Watts)	T60 (BTU)	Duel Fuel Compatible	RRP Inc
				C1	C2				
IRAN1150-500-A	1150	500	115	50	80	424	1446	YES	£425.00

FEATURES  5 Year Guarantee  Matt Finish

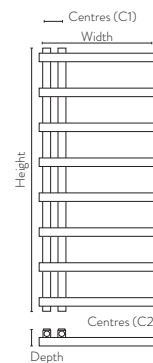
IRANI CHROME



CODE	Height (mm)	Width (mm)	Depth (mm)	Tapping Centres (mm)		T60 (Watts)	T60 (BTU)	Duel Fuel Compatible	RRP Inc
				C1	C2				
IRAN1150-500-C	1150	500	115	50	80	292	996	YES	£480.00

FEATURES 5 Year Guarantee Polished Chrome Plated

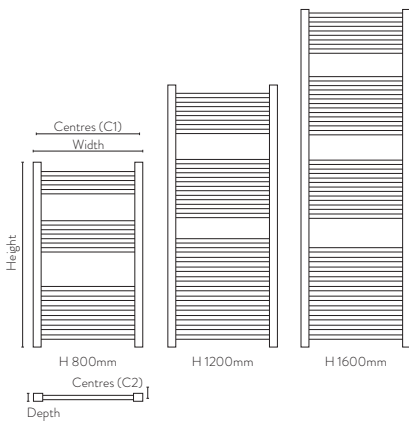
IRANI WHITE



CODE	Height (mm)	Width (mm)	Depth (mm)	Tapping Centres (mm)		T60 (Watts)	T60 (BTU)	Duel Fuel Compatible	RRP Inc
				C1	C2				
IRAN1150-500-W	1150	500	115	50	80	424	1446	YES	£425.00

FEATURES 5 Year Guarantee Matt Finish

SIMONA



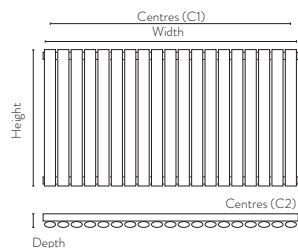
CODE	Height (mm)	Width (mm)	Depth (mm)	Tapping Centres (mm)		T60 (Watts)	T60 (BTU)	Duel Fuel Compatible	RRP Inc
				C1	C2				
DESRAD001	800	500	30	470	80	219	748	YES	£220.00
DESRAD002	1200	500	30	470	80	370	1265	YES	£299.00
DESRAD003	1600	500	30	470	80	486	1660	YES	£359.00

FEATURES 5 Year Guarantee Polished Chrome Plated

APEX HORIZONTAL SINGLE WHITE

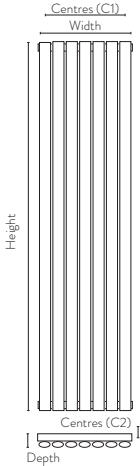


CODE	Height (mm)	Width (mm)	Depth (mm)	Tapping Centres (mm)		T60 (Watts)	T60 (BTU)	Duel Fuel Compatible	RRP Inc
				C1	C2				
APEX60-94S-W	600	944	60	994 +RV	51 +/-3	894	3051	NO	£510.00
APEX60-112S-W	600	1121	60	1121 +RV	51 +/-3	1061	3621	NO	£580.00



FEATURES 5 Year Guarantee Gloss Finish

APEX
VERTICAL
SINGLE WHITE



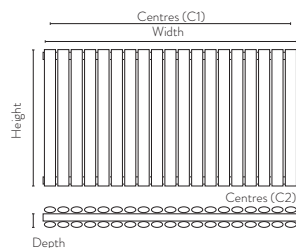
CODE	Height (mm)	Width (mm)	Depth (mm)	Tapping Centres (mm)		T60 (Watts)	T60 (BTU)	Duel Fuel Compatible	RRP Inc
				C1	C2				
APEX18-41V-S-W	1800	413	60	413+RV	51 +/- 3	897	3066	NO	£460.00
APEX18-53V-S-W	1800	531	60	531+RV	51 +/- 3	1155	3942	NO	£560.00
APEX-RACK-WHITE				Apex Towel Rail Holder White					£99.00

FEATURES 5 Year Guarantee Gloss Finish

APEX HORIZONTAL DOUBLE WHITE

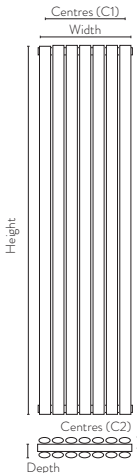


CODE	Height (mm)	Width (mm)	Depth (mm)	Tapping Centres (mm)		T60 (Watts)	T60 (BTU)	Duel Fuel Compatible	RRP Inc
				C1	C2				
APEX60-77D-W	600	767	85	767+RV	51 +/--3	1435	4897	NO	£640.00
APEX60-94D-W	600	944	85	994+RV	51 +/--3	1766	6029	NO	£740.00



FEATURES 5 Year Guarantee Gloss Finish

APEX
VERTICAL
DOUBLE WHITE



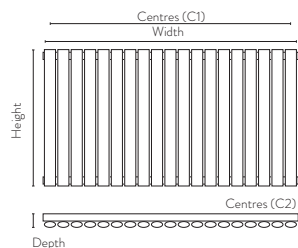
CODE	Height (mm)	Width (mm)	Depth (mm)	Tapping Centres (mm)		T60 (Watts)	T60 (BTU)	Duel Fuel Compatible	RRP Inc
				C1	C2				
APEX18-41V-D-W	1800	413	85	413+RV	51 +/-3	1864	6361	NO	£620.00
APEX18-53V-D-W	1800	531	85	531+RV	51 +/-3	2396	8177	NO	£750.00

FEATURES 5 Year Guarantee Gloss Finish

APEX HORIZONTAL SINGLE ANTHRACITE

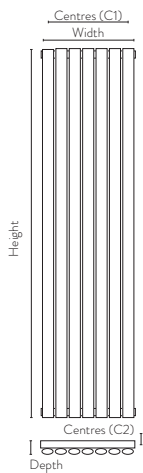


CODE	Height (mm)	Width (mm)	Depth (mm)	Tapping Centres (mm)		T60 (Watts)	T60 (BTU)	Duel Fuel Compatible	RRP Inc
				C1	C2				
APEX60-94S-A	600	944	60	994 +RV	51 +/-3	894	3051	NO	£520.00
APEX60-112S-A	600	1121	60	1121 +RV	51 +/-3	1061	3621	NO	£590.00



FEATURES 5 Year Guarantee Matt Finish


APEX
VERTICAL SINGLE
ANTHRACITE



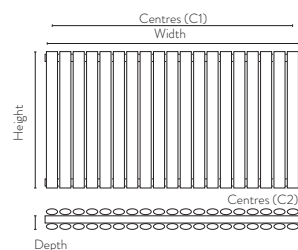
CODE	Height (mm)	Width (mm)	Depth (mm)	Tapping Centres (mm)		T60 (Watts)	T60 (BTU)	Duel Fuel Compatible	RRP Inc
				C1	C2				
APEX18-41V-S-A	1800	413	60	413+RV	51 +/-3	897	3066	NO	£470.00
APEX18-53V-S-A	1800	531	60	531+RV	51 +/-3	1155	3942	NO	£570.00
APEX-RACK-ANTHRACITE				Apex Towel Rail Holder Anthracite					£99.00

FEATURES 5 Year Guarantee Matt Finish

APEX HORIZONTAL DOUBLE ANTHRACITE

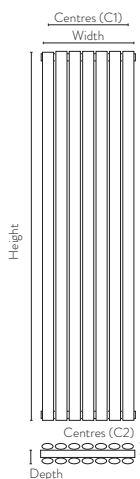


CODE	Height (mm)	Width (mm)	Depth (mm)	Tapping Centres (mm)		T60 (Watts)	T60 (BTU)	Duel Fuel Compatible	RRP Inc
				C1	C2				
APEX60-77D-A	600	767	85	767+RV	51 +/- 3	1435	4897	NO	£650.00
APEX60-94D-A	600	944	85	994+RV	51 +/- 3	1766	6029	NO	£750.00



FEATURES 5 Year Guarantee Matt Finish

APEX VERTICAL DOUBLE ANTHRACITE



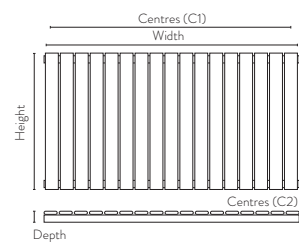
CODE	Height (mm)	Width (mm)	Depth (mm)	Tapping Centres (mm)		T60 (Watts)	T60 (BTU)	Duel Fuel Compatible	RRP Inc
				C1	C2				
APEX18-41V-D-A	1800	413	85	413+RV	51 +/-3	1864	6361	NO	£640.00
APEX18-53V-D-A	1800	531	85	531+RV	51 +/-3	2396	8177	NO	£760.00

FEATURES  5 Year Guarantee  Matt Finish

BRAVO HORIZONTAL SINGLE WHITE

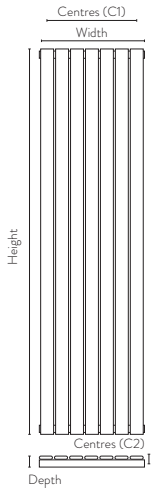


CODE	Height (mm)	Width (mm)	Depth (mm)	Tapping Centres (mm)		T60 (Watts)	T60 (BTU)	Duel Fuel Compatible	RRP Inc
				C1	C2				
BRAV60-41S-W	600	410	52	410 +RV	51 +/--3	376	1283	NO	£140.00
BRAV60-61S-W	600	614	52	614 +RV	51 +/--3	564	1924	NO	£190.00
BRAV60-75S-W	600	750	52	750 +RV	51 +/--3	690	2354	NO	£220.00
BRAV60-89S-W	600	886	52	886 +RV	51 +/--3	815	2781	NO	£260.00
BRAV60-116S-W	600	1158	52	1158 +RV	51 +/--3	1066	3637	NO	£330.00
BRAV60-143S-W	600	1430	52	1430 +RV	51 +/--3	1316	4490	NO	£390.00



FEATURES  5 Year Guarantee  Gloss Finish

BRAVO
VERTICAL
SINGLE WHITE



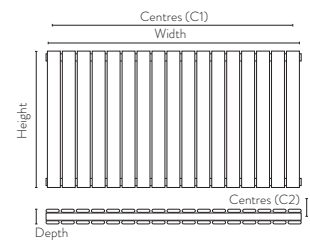
CODE	Height (mm)	Width (mm)	Depth (mm)	Tapping Centres (mm)		T60 (Watts)	T60 (BTU)	Duel Fuel Compatible	RRP Inc
				C1	C2				
BRAV1600-41S-W	1600	408	52	408 +RV	51 +/-3	658	2249	NO	£290.00
BRAV1600-48S-W	1600	476	52	476 +RV	51 +/-3	769	2625	NO	£330.00
BRAV1600-54S-W	1600	544	52	544 +RV	51 +/-3	879	2999	NO	£370.00
BRAV1800-41S-W	1800	408	52	408 +RV	51 +/-3	842	2873	NO	£320.00
BRAV1800-48S-W	1800	476	52	476 +RV	51 +/-3	982	3352	NO	£360.00
BRAV1800-54S-W	1800	544	52	544 +RV	51 +/-3	1122	3830	NO	£400.00
BRAVO-RACK-WHITE	Bravo Towel Rail Holder White								£99.00

FEATURES 5 Year Guarantee Gloss Finish

BRAVO HORIZONTAL DOUBLE WHITE




CODE	Height (mm)	Width (mm)	Depth (mm)	Tapping Centres (mm)		T60 (Watts)	T60 (BTU)	Duel Fuel Compatible	RRP Inc
				C1	C2				
BRAV60-41D-W	600	410	69	410 +RV	51 +/--3	689	2351	NO	£210.00
BRAV60-61D-W	600	614	69	614 +RV	51 +/--3	1033	3525	NO	£300.00
BRAV60-75D-W	600	750	69	750 +RV	51 +/--3	1263	4309	NO	£350.00
BRAV60-89D-W	600	886	69	886 +RV	51 +/--3	1492	5091	NO	£410.00
BRAV60-116D-W	600	1158	69	1158 +RV	51 +/--3	1951	6657	NO	£510.00
BRAV60-143D-W	600	1430	69	1430 +RV	51 +/--3	2410	8223	NO	£620.00



FEATURES  5 Year Guarantee  Gloss Finish

BRAVO
VERTICAL
DOUBLE WHITE



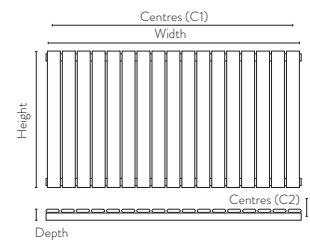
CODE	Height (mm)	Width (mm)	Depth (mm)	Tapping Centres (mm)		T60 (Watts)	T60 (BTU)	Duel Fuel Compatible	RRP Inc
				C1	C2				
BRAV1600-41D-W	1600	408	69	408 +RV	51 +/-3	1336	4561	NO	£480.00
BRAV1600-48D-W	1600	476	69	476 +RV	51 +/-3	1560	5322	NO	£520.00
BRAV1600-54D-W	1600	544	69	544 +RV	51 +/-3	1782	6082	NO	£560.00
BRAV1800-41D-W	1800	408	69	408 +RV	51 +/-3	1706	5825	NO	£510.00
BRAV1800-48D-W	1800	476	69	476 +RV	51 +/-3	1991	6796	NO	£550.00
BRAV1800-54D-W	1800	544	69	544 +RV	51 +/-3	2275	7766	NO	£590.00
BRAVO-RACK-WHITE	Bravo Towel Rail Holder White								£99.00

FEATURES 5 Year Guarantee Gloss Finish

BRAVO HORIZONTAL SINGLE ANTHRACITE




CODE	Height (mm)	Width (mm)	Depth (mm)	Tapping Centres (mm)		T60 (Watts)	T60 (BTU)	Duel Fuel Compatible	RRP Inc
				C1	C2				
BRAV60-41S-A	600	410	52	410 +RV	51 +/--3	376	1283	NO	£150.00
BRAV60-61S-A	600	614	52	614 +RV	51 +/--3	564	1924	NO	£200.00
BRAV60-75S-A	600	750	52	750 +RV	51 +/--3	1263	4309	NO	£230.00
BRAV60-89S-A	600	886	52	886 +RV	51 +/--3	815	2781	NO	£270.00
BRAV60-116S-A	600	1158	52	1158 +RV	51 +/--3	1066	3637	NO	£340.00
BRAV60-143S-A	600	1430	52	1430 +RV	51 +/--3	1316	4490	NO	£400.00



FEATURES 5 Year Guarantee Matt Finish

BRAVO VERTICAL SINGLE ANTHRACITE



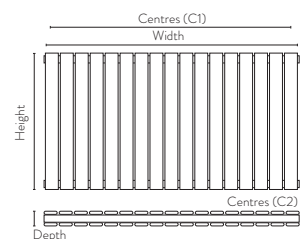
CODE	Height (mm)	Width (mm)	Depth (mm)	Tapping Centres (mm)		T60 (Watts)	T60 (BTU)	Duel Fuel Compatible	RRP Inc
				C1	C2				
BRAV1600-41S-A	1600	408	52	408 +RV	51 +/-3	658	2249	NO	£290.00
BRAV1600-48S-A	1600	476	52	476 +RV	51 +/-3	769	2625	NO	£330.00
BRAV1600-54S-A	1600	544	52	544 +RV	51 +/-3	879	2999	NO	£370.00
BRAV1800-41S-A	1800	408	52	408 +RV	51 +/-3	842	2873	NO	£320.00
BRAV1800-48S-A	1800	476	52	476 +RV	51 +/-3	982	3352	NO	£360.00
BRAV1800-54S-A	1800	544	52	544 +RV	51 +/-3	1122	3830	NO	£400.00
BRAVO-RACK-ANTHRACITE	Bravo Towel Rail Holder Anthracite								£99.00

FEATURES 5 Year Guarantee Matt Finish

BRAVO VERTICAL DOUBLE ANTHRACITE

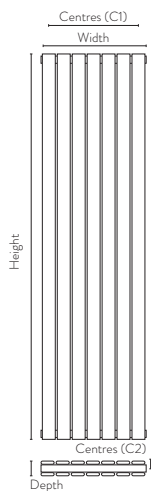


CODE	Height (mm)	Width (mm)	Depth (mm)	Tapping Centres (mm)		T60 (Watts)	T60 (BTU)	Duel Fuel Compatible	RRP Inc
				C1	C2				
BRAV60-41D-A	600	410	69	410 +RV	51 +/--3	689	2351	NO	£220.00
BRAV60-61D-A	600	614	69	614 +RV	51 +/--3	1033	3525	NO	£310.00
BRAV60-75D-A	600	750	69	750 +RV	51 +/--3	1263	4309	NO	£360.00
BRAV60-89D-A	600	886	69	886 +RV	51 +/--3	1492	5091	NO	£420.00
BRAV60-116D-A	600	1158	69	1158 +RV	51 +/--3	1951	6657	NO	£520.00
BRAV60-143D-A	600	1430	69	1430 +RV	51 +/--3	2410	8223	NO	£630.00



FEATURES  5 Year Guarantee  Matt Finish

BRAVO VERTICAL DOUBLE ANTHRACITE



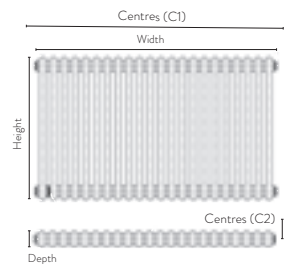
CODE	Height (mm)	Width (mm)	Depth (mm)	Tapping Centres (mm)		T60 (Watts)	T60 (BTU)	Duel Fuel Compatible	RRP Inc	
				C1	C2					
BRAV1600-41D-A	1600	408	69	408 +RV	51 +/-3	1336	4561	NO	£480.00	
BRAV1600-48D-A	1600	476	69	476 +RV	51 +/-3	1560	5322	NO	£520.00	
BRAV1600-54D-A	1600	544	69	544 +RV	51 +/-3	1782	6082	NO	£560.00	
BRAV1800-41D-A	1800	408	69	408 +RV	51 +/-3	1706	5825	NO	£510.00	
BRAV1800-48D-A	1800	476	69	476 +RV	51 +/-3	1991	6796	NO	£550.00	
BRAV1800-54D-A	1800	544	69	544 +RV	51 +/-3	2275	7766	NO	£590.00	
BRAVO-RACK-ANTHRACITE	Bravo Towel Rail Holder Anthracite									£99.00

FEATURES 5 Year Guarantee Matt Finish

2 COLUMN HORIZONTAL WHITE




CODE	Height (mm)	Width (mm)	Depth (mm)	Tapping Centres (mm)		T60 (Watts)	T60 (BTU)	No. of Sections	Duel Fuel Compatible	RRP Inc
				C1	C2					
COL-2-60-65-W	600	650	70	650 + RV	59	877	2992	14	YES	£350.00
COL-2-60-83-W	600	830	70	830 + RV	59	1533	5231	18	YES	£450.00
COL-2-60-101-W	600	1010	70	1010 + RV	59	1376	4695	22	YES	£550.00
COL-2-60-120-W	600	1190	70	1190 + RV	59	1627	5551	26	YES	£640.00
COLFEET-2-W	Column Radiator Feet		Column Radiator 2 Column Insertable Feet (pair) White							£90.00



FEATURES 5 Year Guarantee Gloss Finish

2 COLUMN
VERTICAL
WHITE



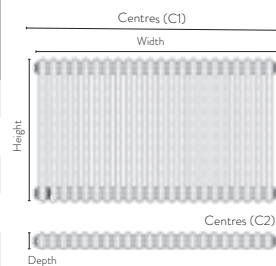
CODE	Height (mm)	Width (mm)	Depth (mm)	Tapping Centres (mm)		T60 (Watts)	T60 (BTU)	No. of Sections	Duel Fuel Compatible	RRP Inc
				C1	C2					
COL-2-150-34-W	1500	335	70	335 +RV	59	1081	3688	7	NO	£400.00
COL-2-150-43-W	1500	425	70	425 +RV	59	1390	4743	9	NO	£515.00
COL-2-150-52-W	1500	515	70	515 + RV	59	1699	5797	11	NO	£615.00
COL-2-180-34-W	1800	335	70	335 + RV	59	1295	4419	7	NO	£430.00
COL-2-180-43-W	1800	425	70	425 + RV	59	1665	5681	9	NO	£540.00
COL-2-180-52-W	1800	515	70	515 + RV	59	2036	6947	11	NO	£650.00
COLFEET-2-W	Column Radiator Feet		Column Radiator 2 Column Insertable Feet (pair) White							£90.00

FEATURES 5 Year Guarantee Gloss Finish

3 COLUMN HORIZONTAL WHITE




CODE	Height (mm)	Width (mm)	Depth (mm)	Tapping Centres (mm)		T60 (Watts)	T60 (BTU)	No. of Sections	Duel Fuel Compatible	RRP Inc
				C1	C2					
COL-3-60-65-W	600	650	100	650 + RV	59	1294	4415	14	YES	£390.00
COL-3-60-83-W	600	830	100	830 + RV	59	1664	5687	18	YES	£500.00
COL-3-60-101-W	600	1010	100	1010 + RV	59	2033	6937	22	YES	£600.00
COL-3-60-120-W	600	1190	100	1190 + RV	59	2403	8199	26	YES	£700.00
COLFEET-3-W	Column Radiator Feet			Column Radiator 3 Column Insertable Feet (pair) White						£90.00



FEATURES  5 Year Guarantee  Gloss Finish

3 COLUMN
VERTICAL
WHITE



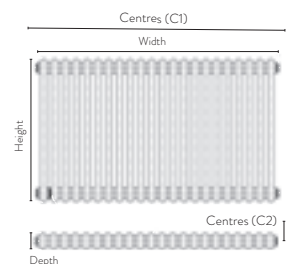
CODE	Height (mm)	Width (mm)	Depth (mm)	Tapping Centres (mm)		T60 (Watts)	T60 (BTU)	No. of Sections	Duel Fuel Compatible	RRP Inc
				C1	C2					
COL-3-180-34-W	1800	335	100	335 + RV	59	2147	7326	7	NO	£500.00
COL-3-180-43-W	1800	425	100	425 + RV	59	2760	9417	9	NO	£640.00
COL-3-180-52-W	1800	515	100	515 + RV	59	3374	11512	11	NO	£770.00
COLFEET-3-W	Column Radiator Feet		Column Radiator 3 Column Insertable Feet (pair) White							£90.00

FEATURES 5 Year Guarantee Gloss Finish

2 COLUMN HORIZONTAL ANTHRACITE




CODE	Height (mm)	Width (mm)	Depth (mm)	Tapping Centres (mm)		T60 (Watts)	T60 (BTU)	No. of Sections	Duel Fuel Compatible	RRP Inc
				C1	C2					
COL-2-60-65-A	600	650	70	650 + RV	59	877	2992	14	YES	£470.00
COL-2-60-83-A	600	830	70	830 + RV	59	1533	5231	18	YES	£580.00
COL-2-60-101-A	600	1010	70	1010 + RV	59	1376	4695	22	YES	£720.00
COL-2-60-120-A	600	1190	70	1190 + RV	59	1627	5551	26	YES	£870.00
COLFEET-2-A	Column Radiator Feet		Column Radiator 2 Column Insertable Feet (pair) Anthracite							£125.00



FEATURES 5 Year Guarantee Matt Finish

2 COLUMN
VERTICAL
ANTHRACITE



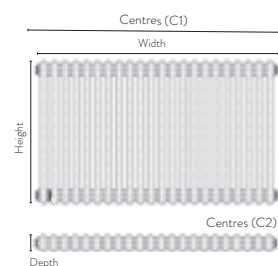
CODE	Height (mm)	Width (mm)	Depth (mm)	Tapping Centres (mm)		T60 (Watts)	T60 (BTU)	No. of Sections	Duel Fuel Compatible	RRP Inc
				C1	C2					
COL-2-180-34-A	1800	335	70	335 + RV	59	1295	4419	7	NO	£550.00
COL-2-180-43-A	1800	425	70	425 + RV	59	1665	5681	9	NO	£680.00
COL-2-180-52-A	1800	515	70	515 + RV	59	2036	6947	11	NO	£850.00
COLFEET-2-A	Column Radiator Feet		Column Radiator 2 Column Insertable Feet (pair) Anthracite							£125.00

FEATURES 5 Year Guarantee Matt Finish

3 COLUMN HORIZONTAL ANTHRACITE




CODE	Height (mm)	Width (mm)	Depth (mm)	Tapping Centres (mm)		T60 (Watts)	T60 (BTU)	No. of Sections	Duel Fuel Compatible	RRP Inc
				C1	C2					
COL-3-60-65-A	600	650	100	650 + RV	59	1294	4415	14	YES	£510.00
COL-3-60-83-A	600	830	100	830 + RV	59	1664	5678	18	YES	£620.00
COL-3-60-101-A	600	1010	100	1010 + RV	59	2033	6937	22	YES	£780.00
COL-3-60-120-A	600	1190	100	1190 + RV	59	2403	8199	26	YES	£920.00
COLFEET-3-A	Column Radiator Feet			Column Radiator 3 Column Insertable Feet (pair) Anthracite						£125.00



FEATURES  5 Year Guarantee  Matt Finish

3 COLUMN
VERTICAL
ANTHRACITE



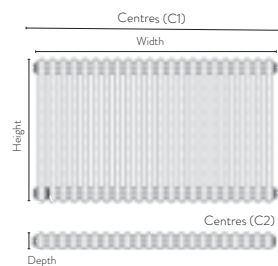
CODE	Height (mm)	Width (mm)	Depth (mm)	Tapping Centres (mm)		T60 (Watts)	T60 (BTU)	No. of Sections	Duel Fuel Compatible	RRP Inc
				C1	C2					
COL-3-180-34-A	1800	335	100	335 + RV	59	0	0	7	NO	£550.00
COL-3-180-43-A	1800	425	100	425 + RV	59	0	0	9	NO	£680.00
COL-3-180-52-A	1800	515	100	515 + RV	59	0	0	11	NO	£850.00
COLFEET-3-A	Column Radiator Feet			Column Radiator 3 Column Insertable Feet (pair) Anthracite						£125.00

FEATURES 5 Year Guarantee Matt Finish

2 COLUMN HORIZONTAL RAW METAL




CODE	Height (mm)	Width (mm)	Depth (mm)	Tapping Centres (mm)		T60 (Watts)	T60 (BTU)	No. of Sections	Duel Fuel Compatible	RRP Inc
				C1	C2					
COL-2-60-64-RM	600	636	70	636 + RV	70	793	2704	14	NO	£470.00
COL-2-60-83-RM	600	812	70	812 + RV	70	1019	3477	18	NO	£570.00
COL-2-60-101-RM	600	988	70	988 + RV	70	1245	4249	22	NO	£720.00
COLFEET-2-RM	Column Radiator Feet		Column Radiator 2 Column Insertable Feet (pair) Raw Metal							£125.00



FEATURES ★★ 5 Year Guarantee **R** Raw Metal Finish

2 COLUMN
VERTICAL
RAW METAL



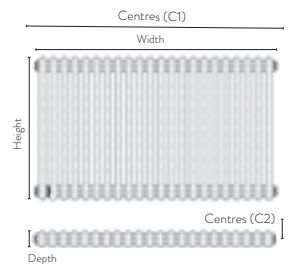
CODE	Height (mm)	Width (mm)	Depth (mm)	Tapping Centres (mm)		T60 (Watts)	T60 (BTU)	No. of Sections	Duel Fuel Compatible	RRP Inc
				C1	C2					
COL-2-180-32-RM	1800	328	70	328 + RV	70	1140	3889	7	NO	£560.00
COL-2-180-41-RM	1800	416	70	416 + RV	70	1466	5000	9	NO	£690.00
COL-2-180-50-RM	1800	504	70	504 + RV	70	1776	6063	11	NO	£850.00
COLFEET-2-RM	Column Radiator Feet		Column Radiator 2 Column Insertable Feet (pair) Raw Metal							£125.00

FEATURES ★★ 5 Year Guarantee **R** Raw Metal Finish

3 COLUMN HORIZONTAL RAW METAL




CODE	Height (mm)	Width (mm)	Depth (mm)	Tapping Centres (mm)		T60 (Watts)	T60 (BTU)	No. of Sections	Duel Fuel Compatible	RRP Inc
				C1	C2					
COL-3-60-64-RM	600	643	100	643 + RV	70	1003	3421	14	NO	£510.00
COL-3-60-83-RM	600	821	100	821 + RV	70	1289	4399	18	NO	£640.00
COL-3-60-101-RM	600	999	100	999 + RV	70	1576	5378	22	NO	£770.00
COL-3-60-120-RM	600	1177	100	1177 + RV	70	1863	6357	26	NO	£920.00
COLFEET-3-RM	Column Radiator Feet		Column Radiator 3 Column Insertable Feet (pair) Raw Metal							£125.00



FEATURES ★★ 5 Year Guarantee **R** Raw Metal Finish


3 COLUMN
VERTICAL
RAW METAL



CODE	Height (mm)	Width (mm)	Depth (mm)	Tapping Centres (mm)		T60 (Watts)	T60 (BTU)	No. of Sections	Duel Fuel Compatible	RRP Inc
				C1	C2					
COL-3-180-34-RM	1800	335	100	335 + RV	59	1176	4013	7	NO	£560.00
COL-3-180-43-RM	1800	425	100	425 + RV	59	1512	5159	9	NO	£690.00
COL-3-180-52-RM	1800	515	100	515 + RV	59	1870	6381	11	NO	£850.00
COLFEET-3-RM	Column Radiator Feet			Column Radiator 3 Column Insertable Feet (pair)		Raw Metal				£125.00

FEATURES 5 Year Guarantee Raw Metal Finish

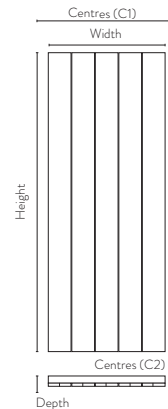
ARTON
CARBON
ANTHRACITE



Optional towel rail



CODE	Height (mm)	Width (mm)	Depth (mm)	Tapping Centres (mm)		T60 (Watts)	T60 (BTU)	Duel Fuel Compatible	RRP Inc
				C1	C2				
ARTVERT-1200-280-A	1200	280	53	280 + RV	31-51	601	2051	No	£295.00
ARTVERT-1200-470-A	1200	470	53	470 + RV	31-51	1002	3419	No	£495.00
ARTON-TOWELHANGER-470ANTH				Arton Towel Hanger 470mm Textured Anthracite					£199.00
ARTON-TOWELHANGER-280ANTH				Arton Towel Hanger 280mm Textured Anthracite					£199.00

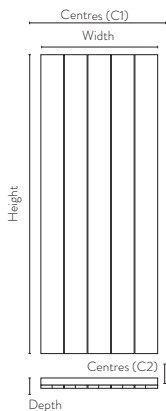


FEATURES ★★ 5 Year Guarantee **M** Matt Finish

ARTON
BLACK



Optional towel rail



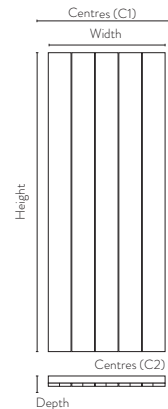
CODE	Height (mm)	Width (mm)	Depth (mm)	Tapping Centres (mm)		T60 (Watts)	T60 (BTU)	Duel Fuel Compatible	RRP Inc
				C1	C2				
ARTVERT-1200-280-B	1200	280	53	280 + RV	31-51	601	2051	NO	£295.00
ARTVERT-1200-470-B	1200	470	53	470 + RV	31-51	1002	3419	NO	£495.00
ARTON-TOWELHANGER-470BLK	Arton Towel Hanger 470mm Textured Black								£199.00
ARTON-TOWELHANGER-280BLK	Arton Towel Hanger 280mm Textured Black								£199.00

FEATURES 5 Year Guarantee Matt Finish

ARTON
WHITE

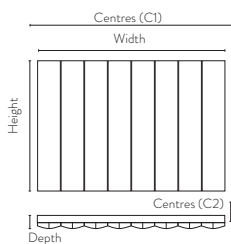


CODE	Height (mm)	Width (mm)	Depth (mm)	Tapping Centres (mm)		T60 (Watts)	T60 (BTU)	Duel Fuel Compatible	RRP Inc
				C1	C2				
ARTVERT-1200-280-W	1200	280	53	280 + RV	31-51	600	2051	NO	£295.00
ARTVERT-1200-470-W	1200	470	53	470 + RV	31-51	1002	3419	NO	£495.00
ARTON-TOWELHANGER-470WH				Arton Towel Hanger 470mm Textured White				£199.00	
ARTON-TOWELHANGER-280WH				Arton Towel Hanger 280mm Textured White				£199.00	



FEATURES 5 Year Guarantee Matt Finish

KORALI HORIZONTAL CARBON ANTHRACITE



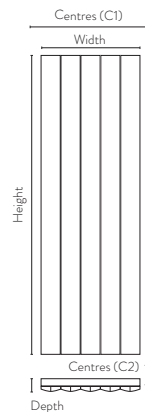
CODE	Height (mm)	Width (mm)	Depth (mm)	Tapping Centres (mm)		T60 (Watts)	T60 (BTU)	Duel Fuel Compatible	RRP Inc
				C1	C2				
KORHORI-600-660-A	600	660	63	660 + RV	31-51	789	2692	NO	£472.00
KORHORI-600-850-A	600	850	63	850 + RV	31-51	1014	3459	NO	£568.00
KORHORI-600-1230-A	600	1230	63	1230 + RV	31-51	1465	4998	NO	£772.00

FEATURES 5 Year Guarantee Textured Finish

KORALI VERTICAL CARBON ANTHRACITE



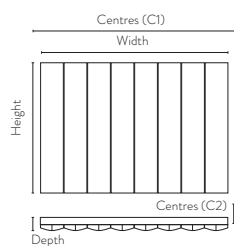
Optional towel rail



CODE	Height (mm)	Width (mm)	Depth (mm)	Tapping Centres (mm)		T60 (Watts)	T60 (BTU)	Duel Fuel Compatible	RRP Inc	
				C1	C2					
KORVERT-1800-470-A	1800	470	63	470 + RV	31-51	1452	4954	NO	£580.00	
KORVERT-1800-565-A	1800	565	63	565 + RV	31-51	1742	5943	NO	£670.00	
KORALI-TOWELHANGER-565ANTH	Korali Towel Hanger 565mm Textured Anthracite									£199.00
KORALI-TOWELHANGER-470ANTH	Korali Towel Hanger 470mm Textured Anthracite									£199.00

FEATURES 5 Year Guarantee Textured Finish


KORALI
HORIZONTAL
WHITE



CODE	Height (mm)	Width (mm)	Depth (mm)	Tapping Centres (mm)		T60 (Watts)	T60 (BTU)	Duel Fuel Compatible	RRP Inc
				C1	C2				
KORHORI-600-660-W	600	660	63	660 + RV	31-51	789	2692	NO	£472.00
KORHORI-600-850-W	600	850	63	850+ RV	31-51	1014	3459	NO	£568.00
KORHORI-600-1230-W	600	1230	63	1230 + RV	31-51	1465	4998	NO	£772.00

FEATURES 5 Year Guarantee Textured Finish

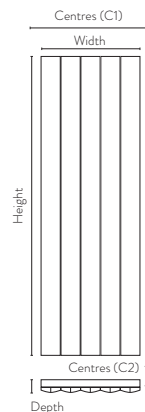
KORALI
VERTICAL
WHITE



Optional towel rail

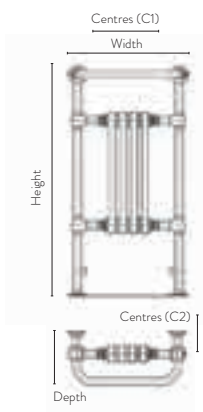


CODE	Height (mm)	Width (mm)	Depth (mm)	Tapping Centres (mm)		T60 (Watts)	T60 (BTU)	Duel Fuel Compatible	RRP Inc
				C1	C2				
KORVERT-1800-470-W	1800	470	63	470 + RV	31-51	1452	4954	No	£580.00
KORVERT-1800-565-W	1800	565	63	565 + RV	31-51	1742	5943	No	£670.00
KORALI-TOWELHANGER-565AWH				Korali Towel Hanger 565mm Textured White					£199.00
KORALI-TOWELHANGER-470WH				Korali Towel Hanger 470mm Textured White					£199.00



FEATURES 5 Year Guarantee Textured Finish

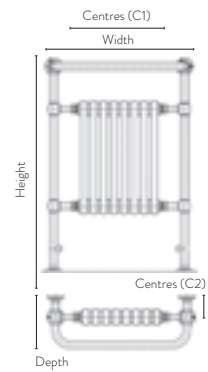
HARROGATE 4 COLUMN



CODE	Height (mm)	Width (mm)	Depth (mm)	Tapping Centres (mm)		T60 (Watts)	T60 (BTU)	Duel Fuel Compatible	RRP Inc
				C1	C2				
TRADRAD001	952	479	235	372 - RV	100	441	1504	No	£469.00

FEATURES  5 Year Guarantee  Polished Chrome Plated


HARROGATE 8 COLUMN



CODE	Height (mm)	Width (mm)	Depth (mm)	Tapping Centres (mm)		T60 (Watts)	T60 (BTU)	Duel Fuel Compatible	RRP Inc
				C1	C2				
TRADRAD002	952	659	235	552 - RV	100	763	2602	NO	£489.00

FEATURES 5 Year Guarantee Polished Chrome Plated


HUBY 8 COLUMN



CODE	Height (mm)	Width (mm)	Depth (mm)	Tapping Centres (mm)		T60 (Watts)	T60 (BTU)	Duel Fuel Compatible	RRP Inc
				C1	C2				
TRADRAD003	1000	635	230	493 - RV	100	1302	4432	NO	£700.00

FEATURES 5 Year Guarantee Polished Chrome Plated

ILKLEY 7
COLUMN



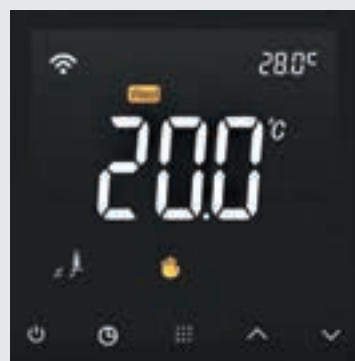
CODE	Height (mm)	Width (mm)	Depth (mm)	Tapping Centres (mm)		T60 (Watts)	T60 (BTU)	Duel Fuel Compatible	RRP Inc
				C1	C2				
TRADRAD004	1130	554	230	448 - RV	100	1082	3692	NO	£759.00

FEATURES ★★ 5 Year Guarantee **M** Polished Chrome Plated

UNDERFLOOR HEATING

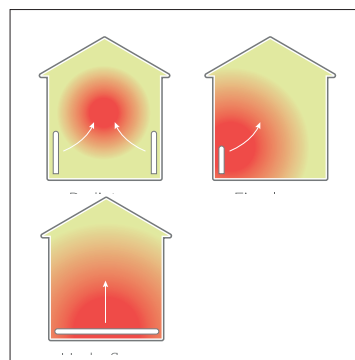


- Designed for fast and simple installation
- Even heat distribution across whole floor
- The 200W/m² mats are suitable for primary or secondary heating in bathrooms, kitchens, and living rooms
- Self-adhesive mesh design
- Cost efficient way to heat home
- Suitable for tile, stone, slate and marble floor finishes
- Suitable for use in wet areas
- EMC safe
- Fully compliant with 17th edition regulations



Wi-Fi Thermostat in Black


CODE	Mat Area (M ²)	Wattage	RRP Inc
RFM150	1 (Width 0.5m x Length 2m)	200	£95.00
RFM225	1.5 (Width 0.5m x Length 3m)	300	£105.00
RFM300	2 (Width 0.5m x Length 4m)	400	£155.00
RFM375	2.5 (Width 0.5m x Length 5m)	500	£185.00
RFM450	3 (Width 0.5m x Length 6m)	600	£205.00
RFM525	3.5 (Width 0.5m x Length 7m)	700	£235.00
RFM600	4 (Width 0.5m x Length 8m)	800	£260.00
RFM750	5 (Width 0.5m x Length 10m)	1000	£306.00
RFM900	6 (Width 0.5m x Length 12m)	1200	£360.00
RFM1050	7 (Width 0.5m x Length 14m)	1400	£435.00
RFM1200	8 (Width 0.5m x Length 16m)	1600	£485.00
RFM1350	9 (Width 0.5m x Length 18m)	1800	£535.00
RFM1500	10 (Width 0.5m x Length 20m)	2000	£615.00
RFM1800	12 (Width 0.5m x Length 24m)	2200	£665.00
WIFI-TOUCHSCREEN	Touchscreen wi-fi thermostat in Black		£255.00



Clearly shown in the diagram above, the heat source generated from the Underfloor system provides a far more efficient heat distribution pattern, cutting down on the time and money needed to achieve a comfortable environment.

RADIATOR VALVES

WHICH VALVE DO I NEED?



What is the heating method?



Central heating



Electric element only



Dual Fuel element and central heating

Where do the pipes come from?



Wall



Floor



Wall



Floor

Double angled valves

Straight valves

Angled valves, TEE join, and element

Straight valves, TEE join, and element



TRV001

Radiator Valve Angled 15mm (Pair)
RRP Inc £18.00



TRV002

Radiator Valve Straight 15mm (Pair)
RRP Inc £18.00



TRV003

Corner Valve (Pair)
RRP Inc £26.50



TRV004

Black Radiator Valve Straight 15mm (Pair)
RRP Inc £38.50



TRV005

Black Radiator Valve Angled 15mm (Pair)
RRP Inc £38.50



TRV006

Anthracite Radiator Valve Angled 15mm (Pair)
RRP Inc £38.50



TRV007

Anthracite Radiator Valve Straight 15mm (Pair)
RRP Inc £38.50



TRV010

Carbon Anthracite Radiator Valve Angled 15mm (Pair)
RRP Inc £38.50



TRV013

Carbon Anthracite Radiator Valve Straight 15mm (Pair)
RRP Inc £38.50



TRV008

Brushed Brass Radiator Valve Angled 15mm (Pair)
RRP Inc £49.00



TRV009

Brushed Brass Radiator Valve Straight 15mm (Pair)
RRP Inc £49.00



TRV011

Satin Nickel Radiator TRV, Valve Angled (Pair)
RRP Inc £99.00



DES-TRV-CORN-CHR

Satin Nickel Radiator TVR, Valve Corner (Pair)
RRP Inc £99.00



DES-TRV-CORN-BB

Designer Twin Pack TRV, Brushed Brass, Corner
RRP Inc £90.00



DES-TRV-ANG-BB

Designer Twin Pack TRV, Brushed Brass, Angled.
RRP Inc £80.00



DES-TRV-CORN-BB

Designer Twin Pack TRV, Chrome, Corner
RRP Inc £85.00

RADIATOR VALVES



DES-TRV-STR-CHR

Designer Twin Pack TRV, Chrome, Straight
RRP Inc £80.00



DES-TRV-ANG-CHR

Designer Twin Pack TRV, Chrome, Angled
RRP Inc £75.00



DES-TRV-CORN-BLK

Designer Twin Pack TRV, Black, Corner
RRP Inc £85.00



DES-TRV-STR-BLK

Designer Twin Pack TRV, Black, Straight
RRP Inc £80.00



DES-TRV-ANG-BLK

Designer Twin Pack TRV, Black, Angled
RRP Inc £75.00



DES-TRV-CORN-ANT

Designer Twin Pack TRV, Anthracite, Corner.
RRP Inc £85.00



DES-TRV-STR-ANT

Designer Twin Pack TRV, Anthracite, Straight.
RRP Inc £80.00



DES-TRV-ANG-ANT

Designer Twin Pack TRV, Anthracite, Angled
RRP Inc £75.00



DES-TRV-STR-CARB

Designer Twin Pack TRV, Carbon Anthracite, Straight.
RRP Inc £80.00



DES-TRV-ANG-CARB

Designer Twin Pack TRV, Carbon Anthracite, Angled
RRP Inc £75.00



DES-TRV-CORN-WTE

Designer Twin Pack TRV, White, Straight
RRP Inc £85.00



DES-TRV-STR-WTE

Designer Twin Pack TRV, White, Straight
RRP Inc £80.00



DES-TRV-ANG-WTE

Designer Twin Pack TRV, White, Angled
RRP Inc £75.00

ELECTRICAL ONLY HEATING.

When selecting an element(s) we advise to choose one which matches closest to the radiators T60 Watts as possible without exceeding the products maximum. Exceeding the maximum runs the risk of the element overheating. this can be done using more than 1 element if required.

Electric only installation, element(s) should match room BTU / Watt requirement, and supersede the radiator output when selecting suitable size product.

EXAMPLE ROOM REQUIRES

1900 BTU's or 556 watts, requires 600 watt element so you would be unable to select a radiator under 600 watts

DUAL FUEL ELEMENT

As this method usually means the electric element is a back up rather than primary system an element can be as low as 50% of the maximum radiator T60 Watts.

HEATING ELEMENTS

CODE	Product Description	RRP Inc
HB150WSB	150 watt Standard Heating Element Black	£63.00
HB150WSC	150 watt Standard Heating Element Chrome	£63.00
HB300WSB	300 watt Standard Heating Element Black	£66.00
HB300WSC	300 watt Standard Heating Element Chrome	£66.00
HB600WSB	600 watt Standard Heating Element Black	£70.00
HB600WSC	600 watt Standard Heating Element Chrome	£70.00

BTU QUICK GUIDE

A BTU (British Thermal Unit) rating refers to the amount of heat released each hour by a radiator or towel rail. The number specified is the number required to heat your room to the correct temperature. The higher the BTU, the higher the heat output. Below is our quick guide to choosing the correct BTU from our full Heating Collection. We recommend consulting your plumber if you're not sure which BTU or heating element is best for your home.



11000+6000+ BTU	BTU	PG
COL-3-180-52-W	11512	45
COL-3-180-43-W	9417	45
BRAV60-143D-A	8223	40
BRAV60-143D-W	8223	36
COL-3-60-120-A	8199	48
COL-3-60-120-W	8199	44
APEX18-53V-D-A	8177	33
APEX18-53V-D-W	8177	29
BRAV1800-54D-A	7766	41
BRAV1800-54D-W	7766	37
COL-3-180-34-W	7326	45
COL-2-180-52-A	6947	47
COL-2-180-52-W	6947	43
COL-3-60-101-A	6937	48
COL-3-60-101-W	6937	44
BRAV1800-48D-A	6796	41
BRAV1800-48D-W	6796	37
BRAV60-116D-A	6657	40
BRAV60-116D-W	6657	36
APEX18-41V-D-A	6361	33
APEX18-41V-D-W	6361	29
COL-3-600-120-RM	6357	59
BRAV1600-54D-A	6082	41
BRAV1600-54D-W	6082	37
APEX60-94D-A	6029	32
APEX60-94D-W	6029	28

6000-4500 BTU	BTU	PG
KORVERT-1800-565-A	5943	58
KORVERT-1800-565-W	5943	60
BRAV1800-41D-A	5825	41
BRAV1800-41D-W	5825	37
COL-2-150-52-W	5797	43
COL-2-180-43-A	5681	47
COL-2-180-43-W	5681	43
COL-3-60-83-A	5678	48
COL-3-60-83-W	5678	44
COL-2-60-120-A	5551	46
COL-2-60-120-W	5551	42
COL-3-60-101-RM	5378	52
BRAV1600-48D-A	5322	41
BRAV1600-48D-W	5322	37
COL-2-60-83-A	5231	46
COL-2-60-83-W	5231	42
BRAV60-89D-A	5091	40
BRAV60-89D-W	5091	36
COL-2-180-41-RM	5000	51
KORHORI-600-1230-A	4998	57
KORHORI-600-1230-W	4998	59
KORVERT-1800-470-A	4954	58
KORVERT-1800-470-W	4954	60
APEX60-77D-A	4897	32
APEX60-77D-W	4897	28
COL-2-150-43-W	4743	43
COL-2-60-101-A	4695	46
COL-2-60-101-W	4695	42
BRAV1600-41D-A	4561	41
BRAV1600-41D-W	4561	37

4500-3500 BTU	BTU	PG
BRAV60-143S-A	4490	58
BRAV60-143S-W	4490	34
TRADRAD003	4432	63
COL-2-180-34-A	4419	47
COL-2-180-34-W	4419	43
COL-3-60-65-A	4415	48
COL-3-60-65-W	4415	44
COL-3-60-83-RM	4399	52
BRAV60-75D-A	4309	40
BRAV60-75D-W	4309	36
COL-2-60-101-RM	4249	50
ST-60160-A	3982	8
ST-60160-B	3982	9
APEX18-53V-S-A	3942	31
APEX18-53V-S-W	3942	27
COL-2-180-32-RM	3889	51
BRAV1800-54S-A	3830	39
BRAV1800-54S-W	3830	35
TRADRAD004	3692	64
COL-2-150-34-W	3688	43
BRAV60-116S-A	3637	38
BRAV60-116S-W	3637	34
APEX60-112S-A	3621	30
APEX60-112S-W	3621	26
LI-160-60-A	3609	6
LI-160-60-B	3609	7
BRAV60-61D-A	3525	40
BRAV60-61D-W	3525	36
COL-2-60-83-RM	3477	50
KORHORI-600-850-A	3459	57

3500-3000 BTU	BTU	PG
KORHORI-600-850-W	3459	59
ST-50160-A	3434	8
ST-50160-B	3434	9
COL-3-60-64-RM	3421	52
ARTVERT-1200-470-A	3419	54
ARTVERT-1200-470-B	3419	55
ARTVERT-1200-470-W	3419	56
BRAV1800-48S-A	3352	39
BRAV1800-48S-W	3352	35
ST-60160-C	3232	10
ELIZ1800-600-A	3193	17
LI-160-45-A	3129	6
APEX18-41V-S-A	3066	31
APEX18-41V-S-W	3066	27
APEX60-94S-A	3051	30
APEX60-94S-W	3051	26
IZEM1750-600-A	3029	12

BTU QUICK GUIDE



3000-2500 BTU	BTU	PG
BRAV1600-54S-A	2999	39
BRAV1600-54S-W	2999	35
COL-2-60-65-A	2992	46
COL-2-60-65-W	2992	42
ST-40160-A	2916	8
ST-40160-B	2916	9
BRAV1800-41S-A	2873	39
BRAV1800-41S-W	2873	35
ELIZ1800-500-A	2791	17
ST-50160-C	2787	10
BRAV60-89S-A	2781	38
BRAV60-89S-W	2781	34
COL-2-60-64-RM	2704	50
KORHORI-600-660-A	2692	57
KORHORI-600-660-W	2692	59
CARL1750-500-A	2688	14
CARL1750-500-W	2688	16
IZEM1750-500-A	2688	12
BRAV1600-48S-A	2625	39
BRAV1600-48S-W	2625	35
LI-120-60-A	2606	6
TRADRAD002	2602	62
ST-60120-A	2600	8
ST-60120-B	2600	9
ST-50120-A	2600	8
ST-50120-B	2600	9

2500-2000 BTU	BTU	PG
ST-60100-A	2462	8
ST-60120-C	2448	10
ST-60100-B	2462	9
ST-40160-C	2366	10
BRAV60-75S-A	2354	38
BRAV60-75S-W	2354	34
BRAV60-41D-A	2351	36
BRAV60-41D-W	2351	40
LI-120-45-A	2294	6
LI-120-45-B	2294	7
INST1200-500-A	2286	19
INST1200-500-W	2286	21
BRAV1600-41S-A	2249	39
BRAV1600-41S-W	2249	35
ELIZ1200-600-A	2245	17
ST-40120-A	2206	8
ST-40120-B	2206	9
ELIZ1800-600-C	2197	18
ST-50100-A	2128	8
ST-50100-B	2128	9
ST-50120-C	2110	10
ST-6080-A	2086	8
ST-6080-B	2086	9
IZEM1750-600-C	2060	13
ARTVERT-1200-280-A	2051	54
ARTVERT-1200-280-B	2051	55
ARTVERT-1200-280-W	2051	56
LI-100-45-A	2017	6
IZEM1150-600-A	2009	12

2000-1500 BTU	BTU	PG
ST-60100-C	1998	10
ELIZ1200-500-A	1955	17
BRAV60-61S-A	1924	38
BRAV60-61S-W	1924	34
ELIZ1800-500-C	1917	18
CARL1750-500-C	1828	15
IZEM1750-500-C	1828	13
ST-40100-A	1812	8
ST-40100-B	1812	9
ST-5080-A	1800	8
ST-5080-B	1800	9
ST-40120-C	1790	10
CARL1150-500-A	1784	14
CARL1150-500-W	1784	16
IZEM1150-500-A	1784	12
ST-50100-C	1728	10
ST-6080-C	1694	10
INST800-500-A	1572	19
INST800-500-W	1572	21
INST1200-500-C	1555	20
ST-4080-A	1520	8
ST-4080-B	1520	9
TRADRAD001	1504	61
IZEM850-600-A	1501	12

UNDER 1500 BTU	BTU	PG
VI-16-50-BB	1482	11
ST-40100-C	1471	10
ST-5080-C	1461	10
IRAN1150-500-A	1446	22
IRAN1150-500-W	1446	24
LI-80-45-A	1413	6
LI-80-45-B	1413	7
ELIZ800-600-A	1385	17
IZEM1150-600-C	1364	13
ELIZ1200-500-C	1344	18
CARL850-500-A	1330	14
CARL850-500-W	1330	16
IZEM850-500-A	1330	12
BRAV60-41S-A	1283	38
BRAV60-41S-W	1283	34
LI-65-40-A	1243	6
LI-65-40-B	1243	7
ST-4080-C	1234	10
ELIZ800-500-A	1214	17
CARL1150-500-C	1211	15
IZEM1150-500-C	1211	13
VI-12-50-BB	1111	11
INST800-500-C	1068	23
IZEM850-600-C	1020	13
IRAN1150-500-C	996	23
ELIZ1200-600-C	951	18
ELIZ800-600-C	951	18
CARL850-500-C	904	15
IZEM850-500-C	904	13
ELIZ800-500-C	832	18
VI-80-50-BB	741	11



SCUDO

HEATING

T: +44 0330 124 7290 E: SALES@SCUDO.CO.UK

HARRISON BATHROOMS LTD

GELDERD CROSS WAREHOUSE, 94 GELDERD ROAD

LEEDS, WEST YORKSHIRE LS12 6HJ

